
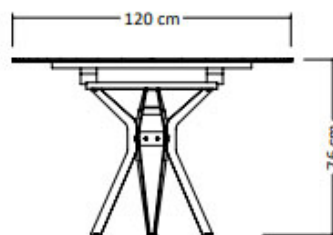
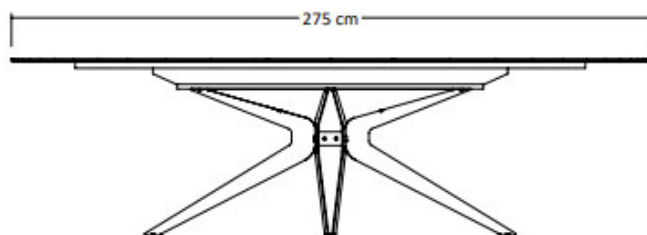
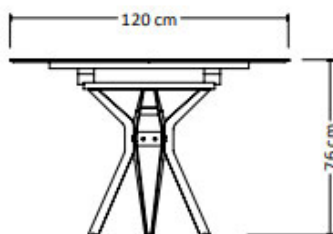
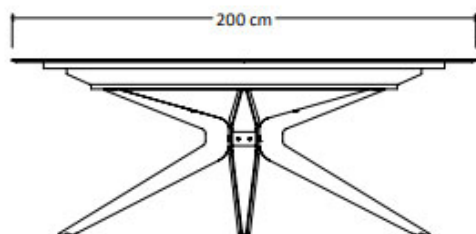


DINING TABLES

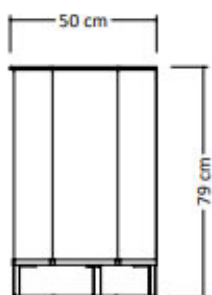
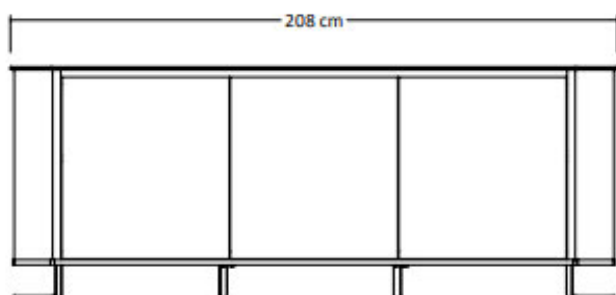
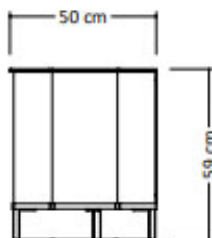



Top	10mm thick, CDF High density wood fibreboard covered with low-pressure laminate (LPL) Gold Marble matt color finish
Legs	Iron, matt Anthracite color finish
Hardware	Metal

Cleaning:

- Please use a damp cloth and mild liquid detergent.
- Do not use abrasive sponges that can flatten the surfaces. Please use a soft cloth.
- Do not use powder detergent or abrasive products, bleach or highly chlorinated substances, acids and strong bases

SIDEBOARD, ENTERTAINMENT UNIT

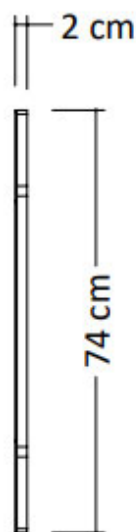
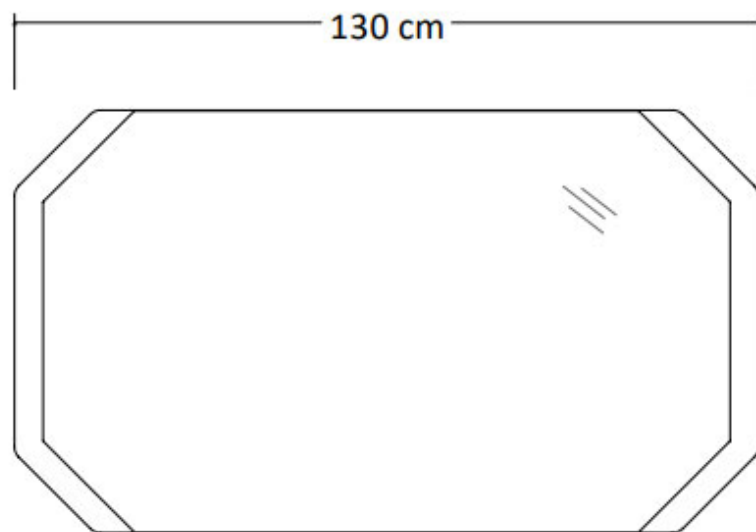


Top	<ul style="list-style-type: none"> • 10mm thick, CDF High density wood fibreboard covered with low-pressure laminate (LPL) Gold Marble matt color finish • Inner top: 28mm thick, engineered wood panel covered with low-pressure laminate (LPL) Anthracite color finish. 1mm thick, ABS edges
Bottom	<ul style="list-style-type: none"> • 18mm thick, engineered wood panel covered with low-pressure laminate (LPL) Anthracite color finish. 1mm thick, ABS edges • Inner bottom: 28mm thick, engineered wood panel covered with low-pressure laminate (LPL) Anthracite color finish. 1mm thick, ABS edges
Side panels	<ul style="list-style-type: none"> • 18mm thick, engineered wood panel covered with low-pressure laminate (LPL) Honey Ribbed matt wood color finish. Folding system. 1mm thick, ABS edges • Inner side panels: 18mm thick, engineered wood panel covered with low-pressure laminate (LPL) Anthracite color finish. 1mm thick, ABS edges
Inner division	18mm thick, engineered wood panel covered with low-pressure laminate (LPL) Anthracite color finish. 1mm thick, ABS edges
Wood shelves	18mm thick, engineered wood panel covered with low-pressure laminate (LPL) Anthracite color finish. 1mm thick, ABS edges
Door	18mm thick, engineered wood panel covered with low-pressure laminate (LPL) Honey Ribbed matt wood color finish. 1mm thick, ABS edges
Back panel	4mm thick, double-sided laminated MDF
Hinges	Metal, soft closing mechanism
Feet	Iron, matt Anthracite color finish. H.110mm

Cleaning:

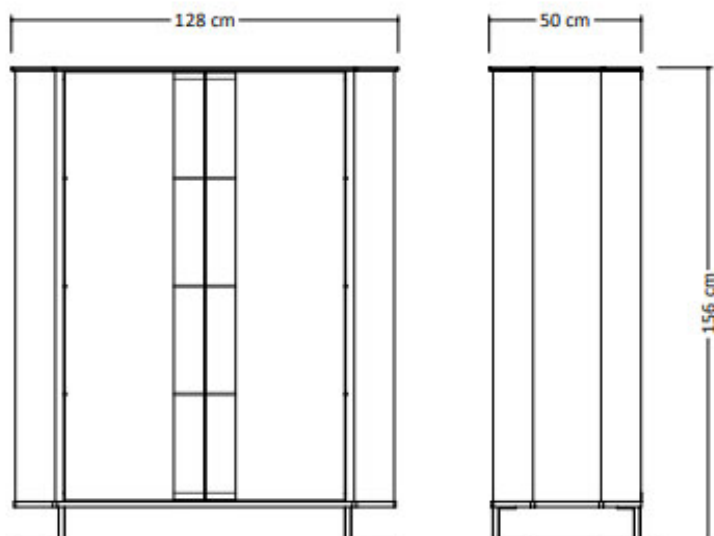
- Please use a damp cloth and mild liquid detergent.
- Do not use abrasive sponges that can flatten the surfaces. Please use a soft cloth.
- Do not use powder detergent or abrasive products, bleach or highly chlorinated substances, acids and strong bases

MIRROR



Panel	18mm thick, engineered wood panel covered with low-pressure laminate (LPL) Honey Ribbed matt wood color finish. 1mm thick, ABS edges
Mirror	3mm thick

CABINET



Top	<ul style="list-style-type: none"> • 10mm thick, CDF High density wood fibreboard covered with low-pressure laminate (LPL) Gold Marble matt color finish • Inner top: 28mm thick, engineered wood panel covered with low-pressure laminate (LPL) Anthracite color finish. 1mm thick, ABS edges
Bottom	<ul style="list-style-type: none"> • 18mm thick, engineered wood panel covered with low-pressure laminate (LPL) Anthracite color finish. 1mm thick, ABS edges • Inner bottom: 28mm thick, engineered wood panel covered with low-pressure laminate (LPL) Anthracite color finish. 1mm thick, ABS edges
Side panels	<ul style="list-style-type: none"> • 18mm thick, engineered wood panel covered with low-pressure laminate (LPL) Honey Ribbed matt wood color finish. Folding system. 1mm thick, ABS edges • Inner side panels: 18mm thick, engineered wood panel covered with low-pressure laminate (LPL) Anthracite color finish. 1mm thick, ABS edges
Glass shelves	6mm thick, tempered glass
Door	<ul style="list-style-type: none"> • Wood-door: 18mm thick, engineered wood panel covered with low-pressure laminate (LPL) Honey Ribbed matt wood color finish. 1mm thick, ABS edges • Frosted/Transparent Glass-door: 4mm thick, tempered glass
Back panel	18mm thick, engineered wood panel covered with low-pressure laminate (LPL) Honey Ribbed matt wood color finish. Folding system. 1mm thick, ABS edges
Hinges	Metal, soft closing mechanism
Feet	Iron, matt Anthracite color finish. H.110mm
LED Lights	Light color: 3000K

Cleaning:

- Please use a damp cloth and mild liquid detergent.
- Do not use abrasive sponges that can flatten the surfaces. Please use a soft cloth.
- Do not use powder detergent or abrasive products, bleach or highly chlorinated substances, acids and strong bases

CHAIR



Legs	Solid Beech Wood. Anthracite color finish, matt polyurethane varnish
Upholstery	Fire resistant fabric and foam. Color reference: Norris 03 (Sand) eco-leather

Cleaning:

- ***Please use a damp cloth and mild liquid detergent.***
- ***Do not use abrasive sponges that can flatten the surfaces. Please use a soft cloth.***
- ***Do not use powder detergent or abrasive products, bleach or highly chlorinated substances, acids and strong bases***

5.

